

# 期刊投稿經驗分享： 商管領域

吳彥濬



全球經營與策略研究所

國立台灣師範大學

Nov 14, 2014

# My publication profile

- ▶ **Research interests:** SCM, logistics, technology management, entrepreneurship & innovation, information management, management education
- ▶ **Publication experiences:** 58 SSCI/SCI-indexed articles; 其中 41篇為 SSCI articles.
- ▶ **Publication outlets:** # of articles (# of journals)

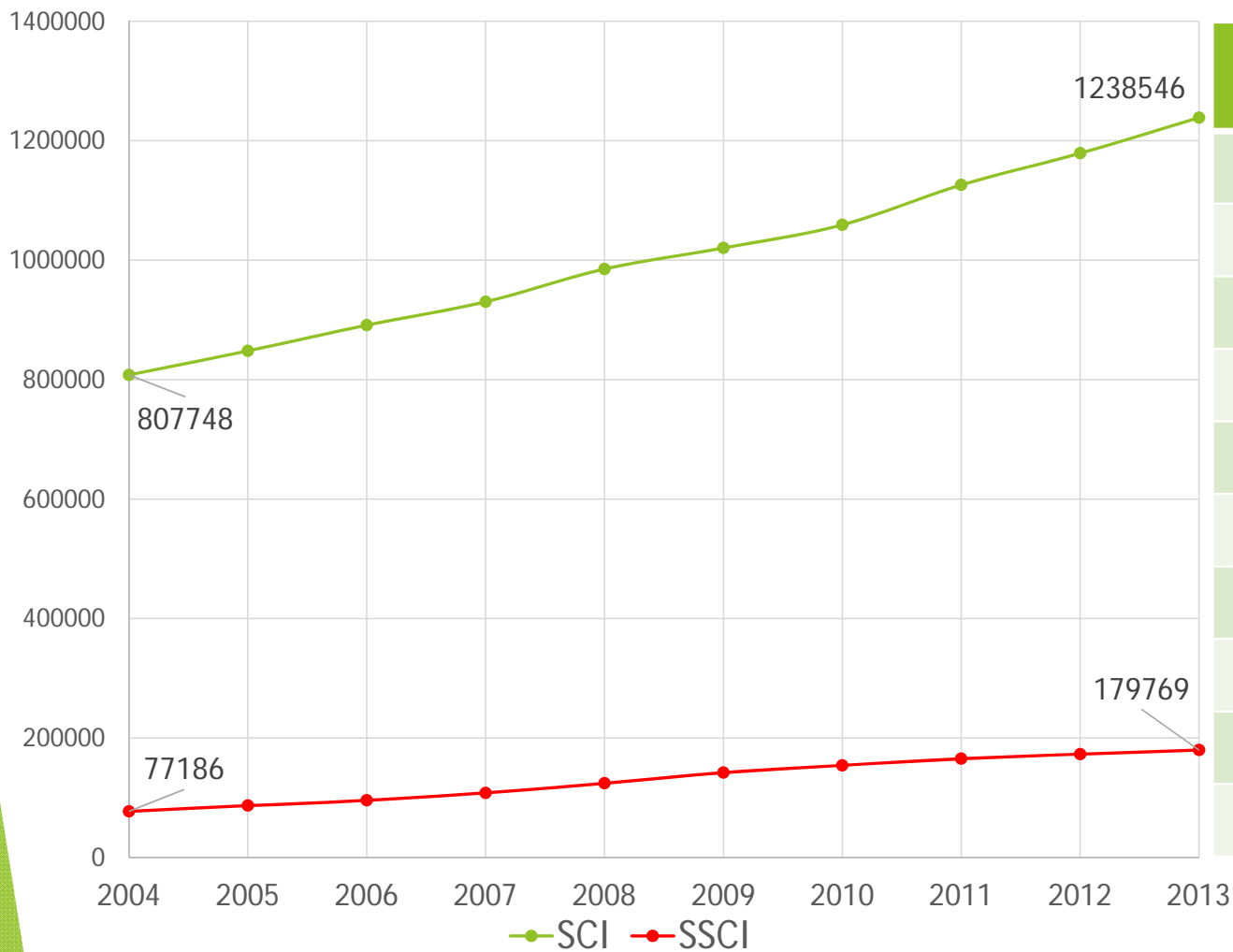
		Others (Wiley, Springer, Taylor, IEEE, AOM... etc.)
25 (7)	21 (9)	12 (10)

- ▶ Emerald: IJOPM, IJLM, IJPDLM, SCM, JEIM, MD, IJSHE
- ▶ Elsevier: CHB, TRA, TRD, TRE, C&E, IJPE, IM, EJOR, TFSC
- ▶ Others: Sloan, IEEE, JASIST, AMLE, IJLRA, PPC, JUCS, IJEE, IJITDM, INFO



# Journal growth trend (2004-2013)

Overall trend



Year	Ratio (SCI/SSCI)
2004	10.46
2005	9.78
2006	9.33
2007	8.61
2008	7.93
2009	7.19
2010	6.88
2011	6.81
2012	6.82
2013	6.89

# Journal growth trend (2004-2013)

## JCR database

Year	SCI	SSCI	Ratio	per SCI	per SSCI	Ratio
2004	5969	1712	2.49	135.32	45.09	3.00
2013	8539	3080	1.77	145.05	58.37	2.49
Growth rate	0.43	0.80				

- 文章發表量快速增加
- 資料庫期刊數也大量增加
- 社會科學期刊數成長率驚人

### ■ 期刊發表機會明顯增加



# Taiwan Snapshot (2004-2013)

- ▶ Total: SCI - 206,977(Ranking 16); SSCI - 21,713(Ranking 13)
- ▶ SCI - from 13,993 in 2004 to 25,489 in 2013, a growth rate of 0.822
- ▶ SSCI - from 1,919 in 2004 to 3,488 in 2013, a growth rate of 0.818
- ▶ Ratio of SCI/SSCI remains stable ( 7.29 in 2004, 7.31 in 2013)

# Taiwan Snapshot (2004-2013) All areas

使用下方核取方塊來檢視記錄。您可以選擇檢視這些所選記錄，或者加以排除 (然後檢視其餘記錄)。

<input type="checkbox"/> 檢視記錄 <input type="checkbox"/> 排除記錄	欄位: 來源出版品標題	記錄數	佔 21713 筆的 %
<input type="checkbox"/>	EXPERT SYSTEMS WITH APPLICATIONS	526	2.423 %
<input type="checkbox"/>	AFRICAN JOURNAL OF BUSINESS MANAGEMENT	457	2.105 %
<input type="checkbox"/>	JOURNAL OF CLINICAL NURSING	381	1.755 %
<input type="checkbox"/>	COMPUTERS EDUCATION	342	1.575 %
<input type="checkbox"/>	SOCIAL BEHAVIOR AND PERSONALITY	309	1.423 %
<input type="checkbox"/>	EDUCATIONAL TECHNOLOGY SOCIETY	250	1.151 %
<input type="checkbox"/>	QUALITY QUANTITY	226	1.041 %
<input type="checkbox"/>	RESEARCH IN DEVELOPMENTAL DISABILITIES	223	1.027 %
<input type="checkbox"/>	SERVICE INDUSTRIES JOURNAL	222	1.022 %
<input type="checkbox"/>	APPLIED ECONOMICS	205	0.944 %
<input type="checkbox"/>	TOTAL QUALITY MANAGEMENT BUSINESS EXCELLENCE	195	0.898 %
<input type="checkbox"/>	APPLIED ECONOMICS LETTERS	191	0.880 %
<input type="checkbox"/>	COMPUTERS IN HUMAN BEHAVIOR	162	0.746 %
<input type="checkbox"/>	ECONOMIC MODELLING	157	0.723 %
<input type="checkbox"/>	JOURNAL OF ADVANCED NURSING	155	0.714 %
<input type="checkbox"/>	JOURNAL OF NURSING RESEARCH	142	0.654 %
<input type="checkbox"/>	PERCEPTUAL AND MOTOR SKILLS	134	0.617 %
<input type="checkbox"/>	INTERNATIONAL JOURNAL OF NURSING STUDIES	134	0.617 %
<input type="checkbox"/>	BRITISH JOURNAL OF EDUCATIONAL TECHNOLOGY	128	0.590 %
<input type="checkbox"/>	TOURISM MANAGEMENT	125	0.576 %
<input type="checkbox"/>	JOURNAL OF THE OPERATIONAL RESEARCH SOCIETY	125	0.576 %
<input type="checkbox"/>	LANGUAGE AND LINGUISTICS	120	0.553 %
<input type="checkbox"/>	EMERGING MARKETS FINANCE AND TRADE	119	0.548 %
<input type="checkbox"/>	INTERNATIONAL JOURNAL OF PRODUCTION ECONOMICS	116	0.534 %
<input type="checkbox"/>	SCIENTOMETRICS	114	0.525 %



# Taiwan Snapshot (2004-2013) Management & Business

使用下方核取方塊來檢視記錄。您可以選擇檢視這些所選記錄，或者加以排除 (然後檢視其餘記錄)。

<input type="checkbox"/> 檢視記錄 <input checked="" type="checkbox"/> 排除記錄		欄位: 來源出版品標題	記錄數	佔 3653 筆的 %
<input type="checkbox"/>		AFRICAN JOURNAL OF BUSINESS MANAGEMENT	457	12.510 %
<input type="checkbox"/>		SERVICE INDUSTRIES JOURNAL	222	6.077 %
<input type="checkbox"/>		TOTAL QUALITY MANAGEMENT BUSINESS EXCELLENCE	195	5.338 %
<input type="checkbox"/>		TOURISM MANAGEMENT	125	3.422 %
<input type="checkbox"/>		JOURNAL OF THE OPERATIONAL RESEARCH SOCIETY	125	3.422 %
<input type="checkbox"/>		EMERGING MARKETS FINANCE AND TRADE	119	3.258 %
<input type="checkbox"/>		EUROPEAN JOURNAL OF OPERATIONAL RESEARCH	111	3.039 %
<input type="checkbox"/>		JOURNAL OF BUSINESS RESEARCH	105	2.874 %
<input type="checkbox"/>		TECHNOLOGICAL FORECASTING AND SOCIAL CHANGE	96	2.628 %
<input type="checkbox"/>		INTERNATIONAL JOURNAL OF TECHNOLOGY MANAGEMENT	95	2.601 %
<input type="checkbox"/>		INTERNATIONAL JOURNAL OF HUMAN RESOURCE MANAGEMENT	91	2.491 %
<input type="checkbox"/>		OMEGA INTERNATIONAL JOURNAL OF MANAGEMENT SCIENCE	88	2.409 %
<input type="checkbox"/>		INFORMATION MANAGEMENT	87	2.382 %
<input type="checkbox"/>		JOURNAL OF BUSINESS ETHICS	83	2.272 %
<input type="checkbox"/>		TECHNOVATION	69	1.889 %
<input type="checkbox"/>		MANAGEMENT DECISION	66	1.807 %
<input type="checkbox"/>		ELECTRONIC COMMERCE RESEARCH AND APPLICATIONS	66	1.807 %
<input type="checkbox"/>		INDUSTRIAL MARKETING MANAGEMENT	62	1.697 %
<input type="checkbox"/>		INTERNET RESEARCH	61	1.670 %
<input type="checkbox"/>		PSYCHOLOGY MARKETING	37	1.013 %
<input type="checkbox"/>		CORPORATE GOVERNANCE AN INTERNATIONAL REVIEW	34	0.931 %
<input type="checkbox"/>		INTERNATIONAL JOURNAL OF PROJECT MANAGEMENT	32	0.876 %
<input type="checkbox"/>		JOURNAL OF FORECASTING	29	0.794 %
<input type="checkbox"/>		INTERNATIONAL JOURNAL OF MANPOWER	29	0.794 %
<input type="checkbox"/>		IEEE TRANSACTIONS ON ENGINEERING MANAGEMENT	29	0.794 %

# Final remarks

- ▶ 問專家同儕、聽意見、學經驗、尋合作
  - ▶ (submission 勇於嚐試 !! or ?? - a perspective from editors)
- ▶ 參考Journal ranking review articles: 領域主流為主 (e.g. IJLM, IJPDL M)
- ▶ 參加主編演講與詳閱editorial articles/author guidelines (e.g. MD, AMP, AMLE)
- Tip: 善用structured abstract 的格式





"It often feels like  
two steps forward,  
one step back,  
but if you keep going,  
before you know it,  
you have climbed a mountain."

David Williams